



Cambridge International Examinations
Cambridge International General Certificate of Secondary Education

CANDIDATE
NAME

| |
|--|
| |
|--|

CENTRE
NUMBER

| | | | | |
|--|--|--|--|--|
| | | | | |
|--|--|--|--|--|

CANDIDATE
NUMBER

| | | | |
|--|--|--|--|
| | | | |
|--|--|--|--|



DEVELOPMENT STUDIES

0453/01

Paper 1

October/November 2015

2 hours

Candidates answer on the Question Paper.

Additional Materials: Ruler

READ THESE INSTRUCTIONS FIRST

Write your Centre number, candidate number and name on all the work you hand in.
Write in dark blue or black pen.
Do not use staples, paper clips, glue or correction fluid.
You may use a pencil for any diagrams, graphs or rough working.
DO NOT WRITE IN ANY BARCODES.

Answer **all** the questions.
You may not need all the answer lines for your answer.

You should read and study the sources **before** answering the questions.
The Insert contains Fig. 5 for Question 3(b).

The Insert is **not** required by the Examiner. It can be kept by the Centre and used as a teaching resource.

At the end of the examination, fasten all your work securely together.
The number of marks is given in brackets [] at the end of each question or part question.

This document consists of **14** printed pages, **2** blank pages and **1** Insert.

1 Study Fig. 1 which shows the number of children who did not attend primary school in 1990 and 2011.

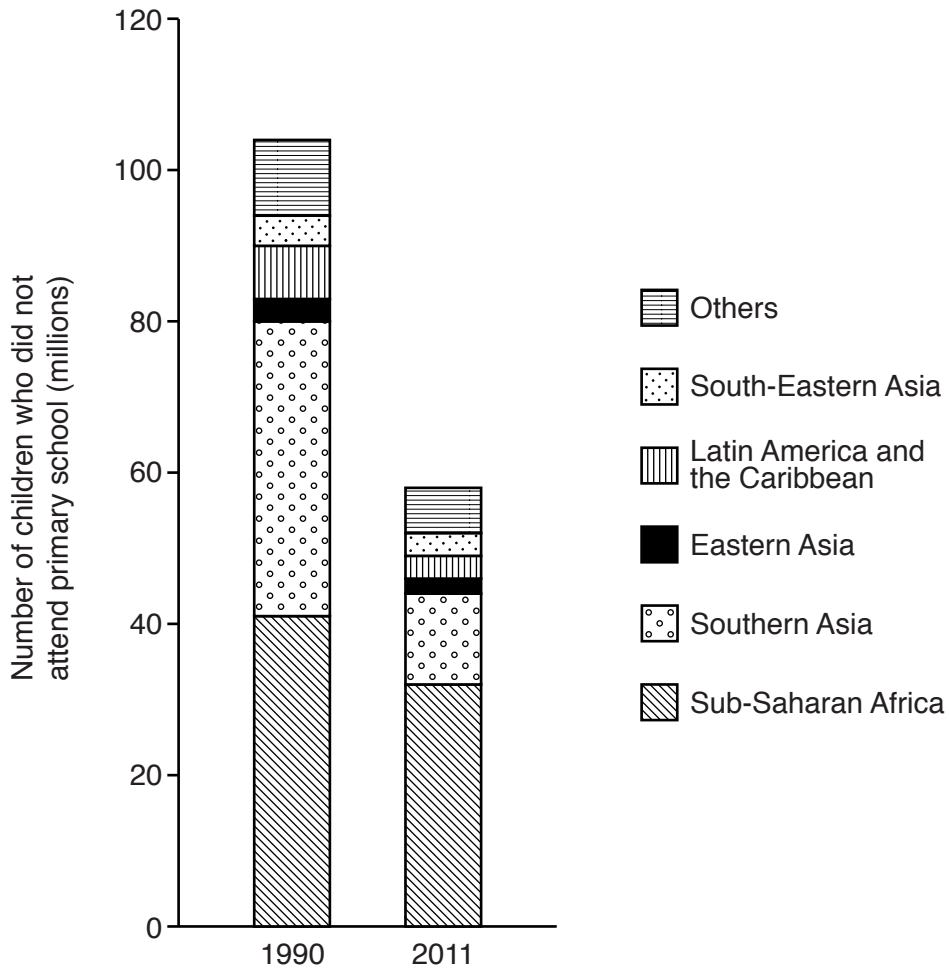


Fig. 1

(a) (i) Which region showed the largest decrease in the number of children who did not attend primary school between 1990 and 2011?

.....[1]

(ii) Millennium Development Goal 2 is to achieve universal primary education by the end of 2015.

Do you think that this goal will be met? Explain your answer.

.....

[2]

2 Study Fig. 3 which shows selected data for Mozambique, a country in Africa in 2012.

| | |
|--|---------------------|
| HDI rank | 185 |
| Life expectancy | 52 years |
| Infant mortality rate | 75/1000 live births |
| Access to improved drinking water source | 47% |
| Adult literacy | 56% |
| GDP | \$27 billion |
| GDP per person | \$1200 |
| Imports | \$6.1 billion |
| Exports | \$3.5 billion |
| National debt | \$4.6 billion |

Fig. 3

- (a) (i) Mozambique is one of the least developed countries in the world. Use **two** examples to show how the data in Fig. 3 supports this statement.

.....
[2]

- (ii) What type of balance of trade did Mozambique have in 2012?

.....[1]

(b) Countries like Mozambique often borrow money and get into debt.

(i) Explain why a country's debt can grow and eventually become so large that it cannot afford to pay the money back.

.....
.....
.....
.....[2]

(ii) Explain how a large national debt influences the development of a country.

.....
.....
.....
.....
.....
.....
.....
.....
.....
.....[4]

(c) Developing countries that are in debt may receive aid.

(i) Suggest **one** type of equipment that may be given as emergency aid in the event of a disaster.

.....[1]

(ii) Aid may be given to developing countries in the form of money or equipment. Give **two** reasons why this might not reach the people in need of it. Suggest a solution to each of these problems.

.....
.....
.....
.....
.....
.....
.....
.....
.....
.....[4]

3 Study Fig. 4 which shows the contributions of different economic activities to the GDP of Country A and Country B.

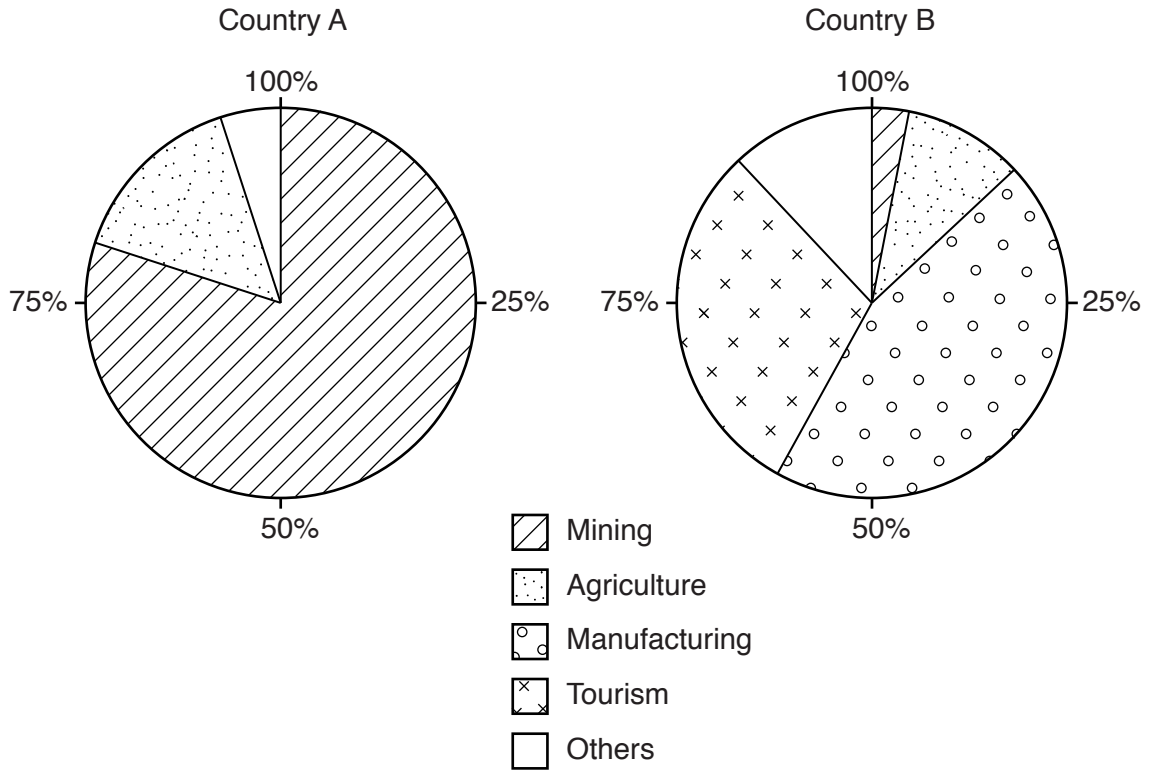


Fig. 4

(a) (i) Identify **two** differences between Country A and Country B.

.....

.....

.....

.....[2]

(ii) Suggest **two** economic problems for Country A of relying on the production and export of mineral products.

.....

.....

.....

.....[2]

(iii) Describe **three** environmental problems caused by the exploitation of mineral resources.

.....
.....
.....
.....
.....
.....
.....[3]

(b) Study Fig. 5 in the Insert which shows a popular holiday destination.

(i) State the main features of the tourist resort.

.....
.....
.....
.....
.....
.....
.....[3]

(ii) Sustainable tourism and ecotourism try to reduce the impact of tourists and tourist facilities on the natural environment. Explain how this can be achieved.

.....
.....
.....
.....
.....
.....
.....
.....
.....
.....
.....[4]

4 Study Fig. 6 which shows some of the pressures on traditional farms.

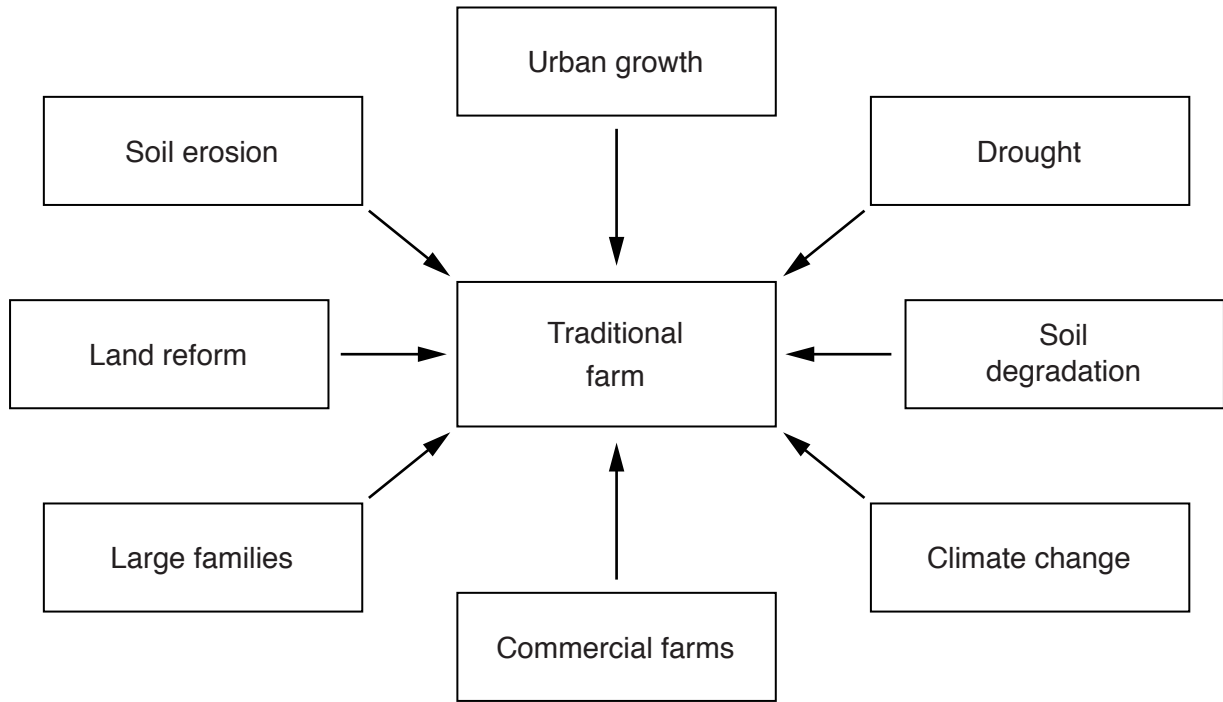


Fig. 6

(a) (i) Identify **two** environmental pressures on traditional farms.

.....
.....[2]

(ii) How might urban growth put pressure on these farms?

.....
.....
.....
.....[2]

BLANK PAGE

Permission to reproduce items where third-party owned material protected by copyright is included has been sought and cleared where possible. Every reasonable effort has been made by the publisher (UCLES) to trace copyright holders, but if any items requiring clearance have unwittingly been included, the publisher will be pleased to make amends at the earliest possible opportunity.

To avoid the issue of disclosure of answer-related information to candidates, all copyright acknowledgements are reproduced online in the Cambridge International Examinations Copyright Acknowledgements Booklet. This is produced for each series of examinations and is freely available to download at www.cie.org.uk after the live examination series.

Cambridge International Examinations is part of the Cambridge Assessment Group. Cambridge Assessment is the brand name of University of Cambridge Local Examinations Syndicate (UCLES), which is itself a department of the University of Cambridge.